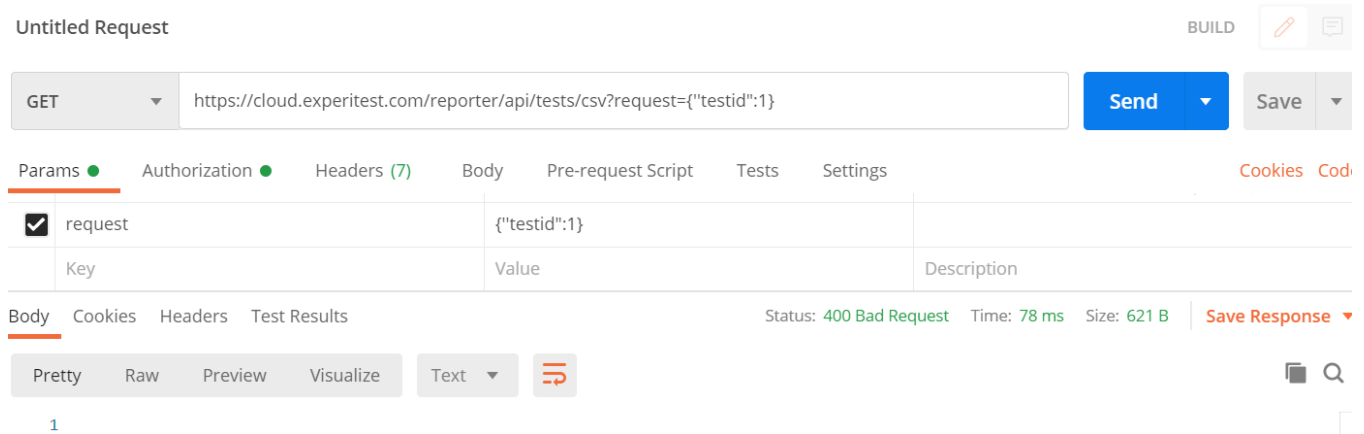


How to use REST APIs through Postman

Using URL parameters:

Write your request



Untitled Request

GET `https://cloud.experitest.com/reporter/api/tests/csv?request={"testid":1}` Send Save

Params Authorization Headers (7) Body Pre-request Script Tests Settings Cookies Code

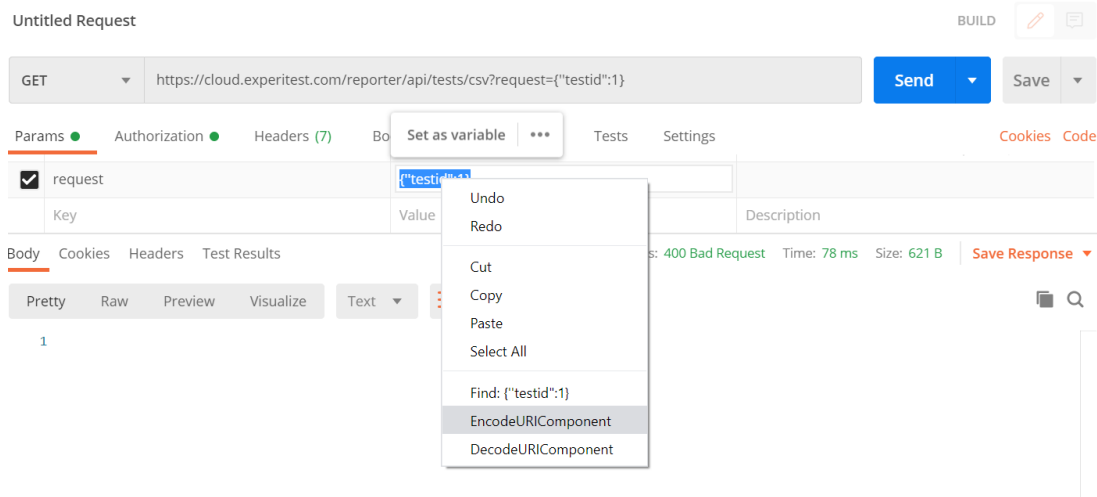
Key	Value	Description
request	<code>{"testid":1}</code>	

Body Cookies Headers Test Results Status: 400 Bad Request Time: 78 ms Size: 621 B Save Response

Pretty Raw Preview Visualize Text

1

Mark the URL parameters value and right-click on it



Untitled Request

GET `https://cloud.experitest.com/reporter/api/tests/csv?request={"testid":1}` Send Save

Params Authorization Headers (7) Body Pre-request Script Tests Settings Cookies Code

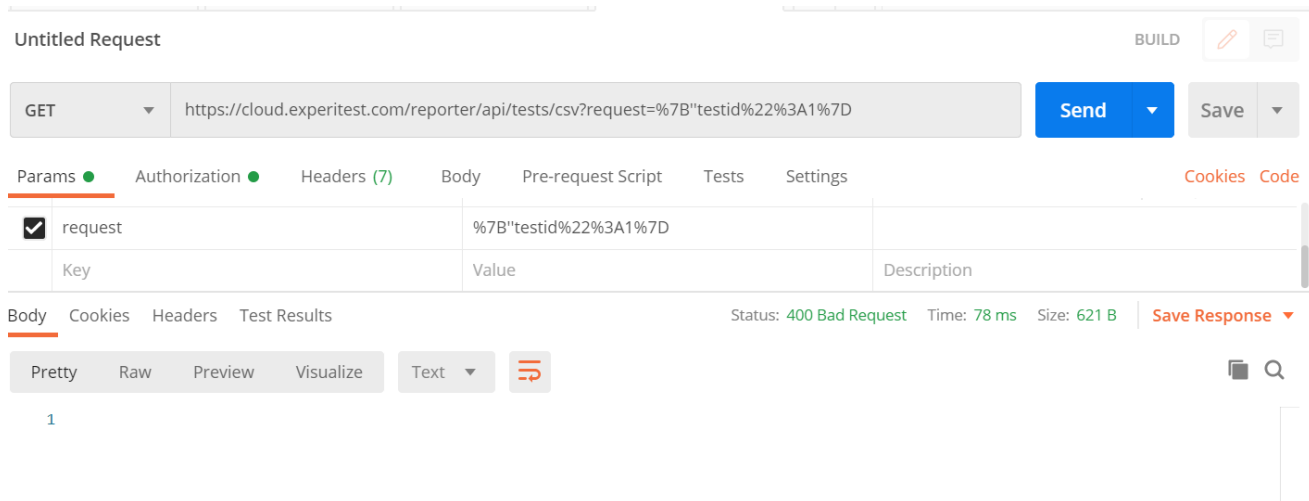
Key	Value	Description
request	<code>{"testid":1}</code>	

Body Cookies Headers Test Results Status: 400 Bad Request Time: 78 ms Size: 621 B Save Response

Pretty Raw Preview Visualize Text

1

Click on EncodeURIComponent



Untitled Request

GET `https://cloud.experitest.com/reporter/api/tests/csv?request=%7B%22testid%22%3A1%7D` Send Save

Params Authorization Headers (7) Body Pre-request Script Tests Settings Cookies Code

Key	Value	Description
request	<code>%7B%22testid%22%3A1%7D</code>	

Body Cookies Headers Test Results Status: 400 Bad Request Time: 78 ms Size: 621 B Save Response

Pretty Raw Preview Visualize Text

1

Send your requests

