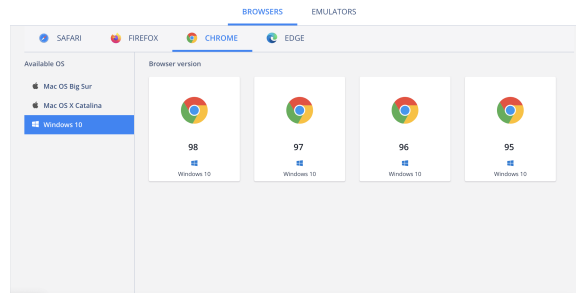


# Desktop Browser Manual Testing

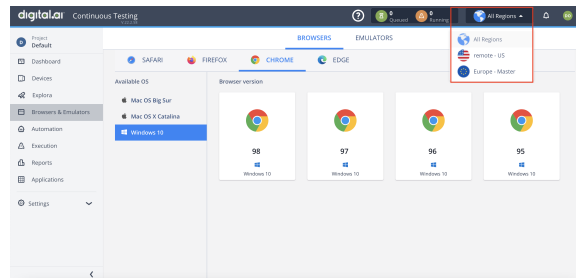
Digital.ai Continuous Testing allows you to manually test web applications on desktop browsers. There is a wide array of browser and operating system combination that you can choose from and test on.

Choose an **operating system**, **browser type**, **browser version** and **open a browser**, navigate to the web application and start testing.

To start manually testing websites on desktop browsers, open the **Browsers** page in the cloud.



For multi-region cloud - region selection option will appear. **Choose the region** which is closer to your location for a better experience.



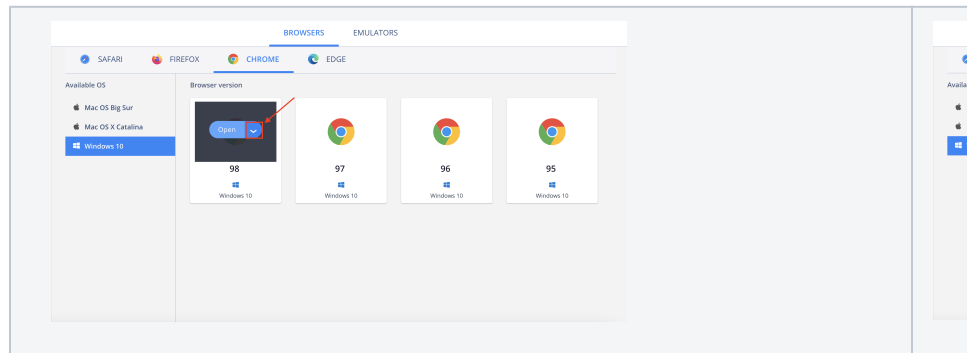
Choose the **browser** this will display the supported versions and the operating system.

Open the browser by **clicking** the Operating System button.

For the cloud with several Selenium agents, you can choose on which of them you would like to run your tests.

By clicking on the arrow, you can see which agents can run the requested configuration.

Clicking on the agent name will start a browser with the configuration you require on the agent you chose.



The browser will open in a new tab. You can then start testing your web application.

